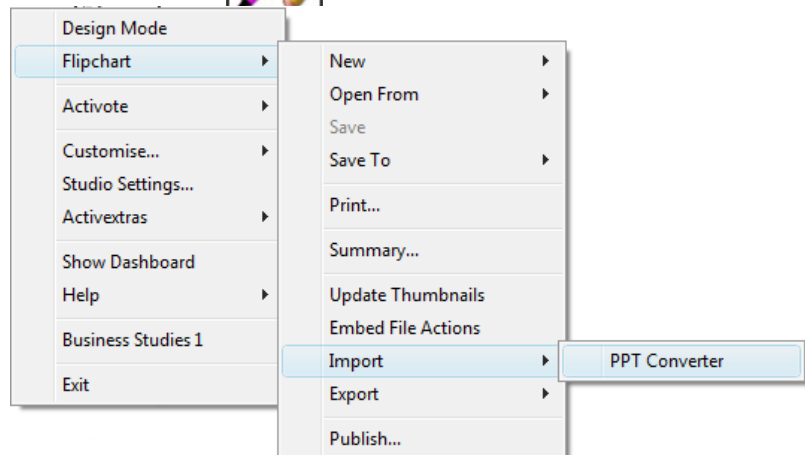



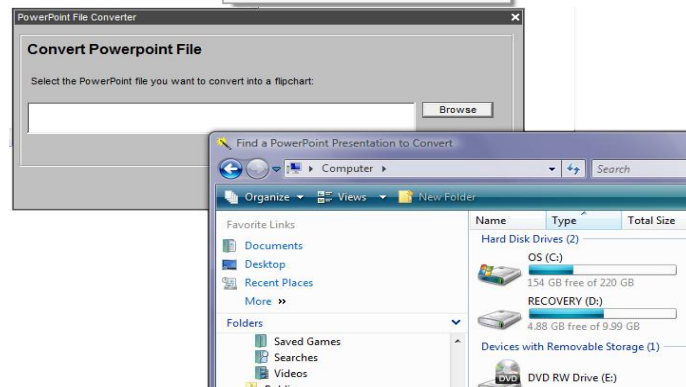
# Importing a PowerPoint presentation

- Left click over main menu tool →
- Follow:

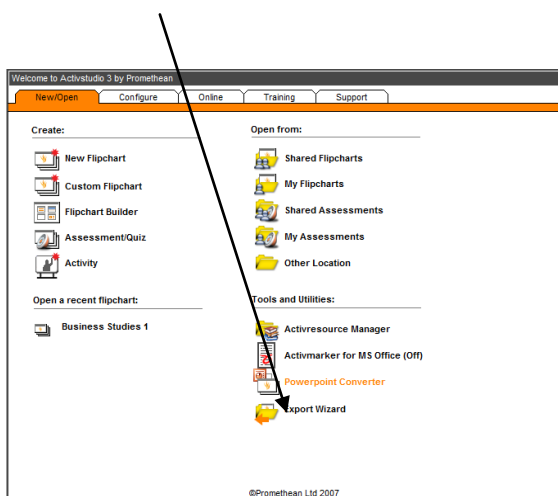
- Flipchart
- Import
- PPT converter



- Click over the “Browse” button, then navigate to find the required PowerPoint file.



The PowerPoint converter can also be accessed from the dashboard:



**Notes:**  
 The PowerPoint converter creates an image of each PowerPoint slide and locks it to the background of the Activ flipchart. This may be satisfactory for straightforward presentations which are mainly text that doesn't need to be edited – but may not be successful for more complex PowerPoint presentations.

Modify background colour (if you wish) in the PowerPoint file before exporting.

If you only wish to export selected pages from the PowerPoint file, save the PowerPoint with a different name before modifying!